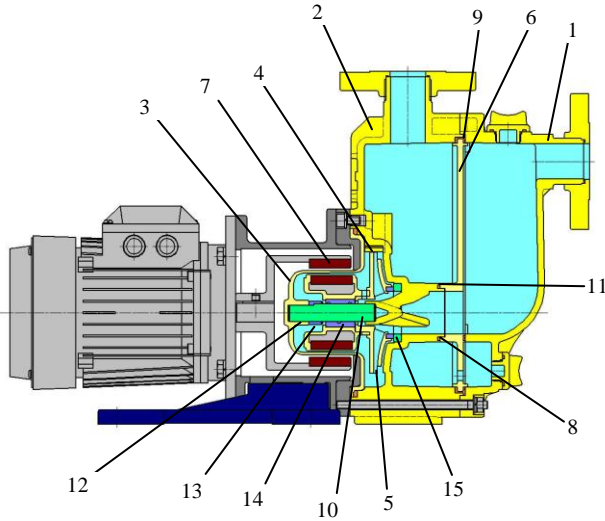


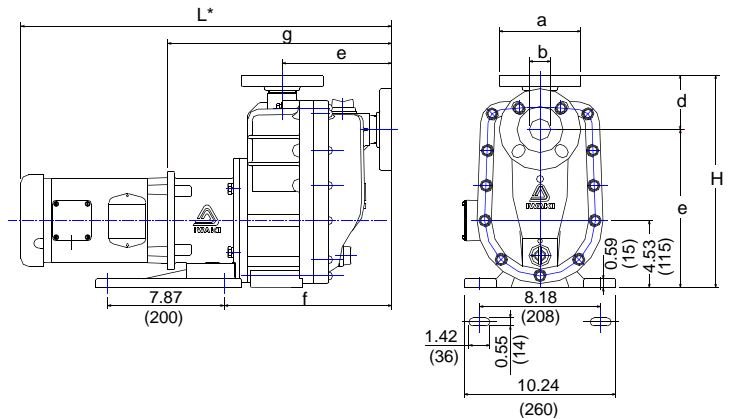
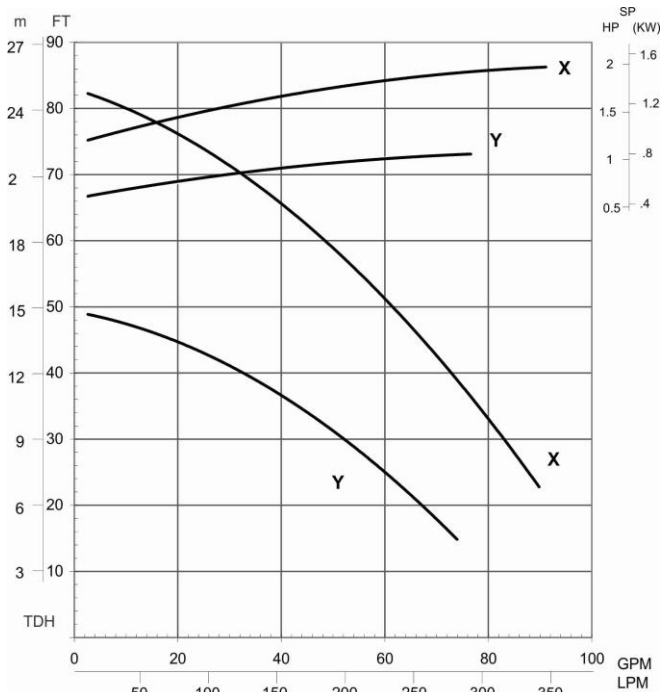


SMX-(F)44

- Superior Priming Capability – 13ft in 90 seconds!
- Robust non-contact bearing design rated for dry-run operation
- Compact design with integral priming chamber
- Self-radiating structure for frictional heat management
- Easy Maintenance – removable wet end assembly
- Uses standard NEMA C-face motor
- Glass fiber reinforced polypropylene construction



No.	Name	Material		
		CA/CF	RA/RF	KA/KK
1	Front Case	GFRPP/CFRETFE		
2	Rear Case			
3	Rear casing			
4	Volute spacer			
5	Impeller			
6	Plate			
7	Magnet capsule	PP/CFRETFE		
8	Oring	FKM/EPDM		
9	Gasket			
10	Spindle	Alumina Ceramic 99.5%		SiC
11	Liner ring	Alumina Ceramic/SiC (KK)		
12	Rear thrust (RA/RF only)	CFRPPS		
13	Rear thrust ring	----	Alumina Ceramic 99.5%	----
14	Bearing	Carbon	PTFE w/ filler	SiC
15	Mouth ring	PTFE (with filler)		



Dimensions & Specifications inches (mm)

Model	a	b	c	d	e	f	g	H	L*	HP/Frame
SMX-(F)441	5.51 (140)	1.57 (40)	7.40 (188)	3.66 (93)	10.67 (271)	11.22 (285)	14.41 (366)	14.33 (364)	23.58 (599)	1.0/56C
SMX-(F)442	5.51 (140)	1.57 (40)	7.40 (188)	3.66 (93)	10.67 (271)	11.22 (285)	14.88 (378)	14.33 (364)	25.69 (652)	2.0/145TC
SMX-(F)443	5.51 (140)	1.57 (40)	7.40 (188)	3.66 (93)	10.67 (271)	11.22 (285)	14.88 (378)	14.33 (364)	25.69 (652)	3.0/145TC

* Varies according to motor manufacturer.

Model	Suct x Disch	Impeller Code	Max Capacity (GPM)	MaxHead (ft)	Motor (RPM)	Motor(HP)
SMX-(F)441	1½ x 1½	Y	74	49	3500	1
SMX-(F)442	1½ x 1½	X	90	84		2
SMX-(F)443	1½ x 1½	X	90	84		3